


## Alger Light with LED


### Installation Hardware

The following pictures illustrate the basic hardware and technique for installing the Alger Light with LED onto a ceiling.


- Installation hardware:



- Thread brass insert into mounting bracket (to be attached to J-Box)



- Thread rod through sheetrock and into J-Box (*Note: J-Box must be secured to permanent structure*)



- Secure light to the ceiling with nut and washer (threaded rod goes through the light)

